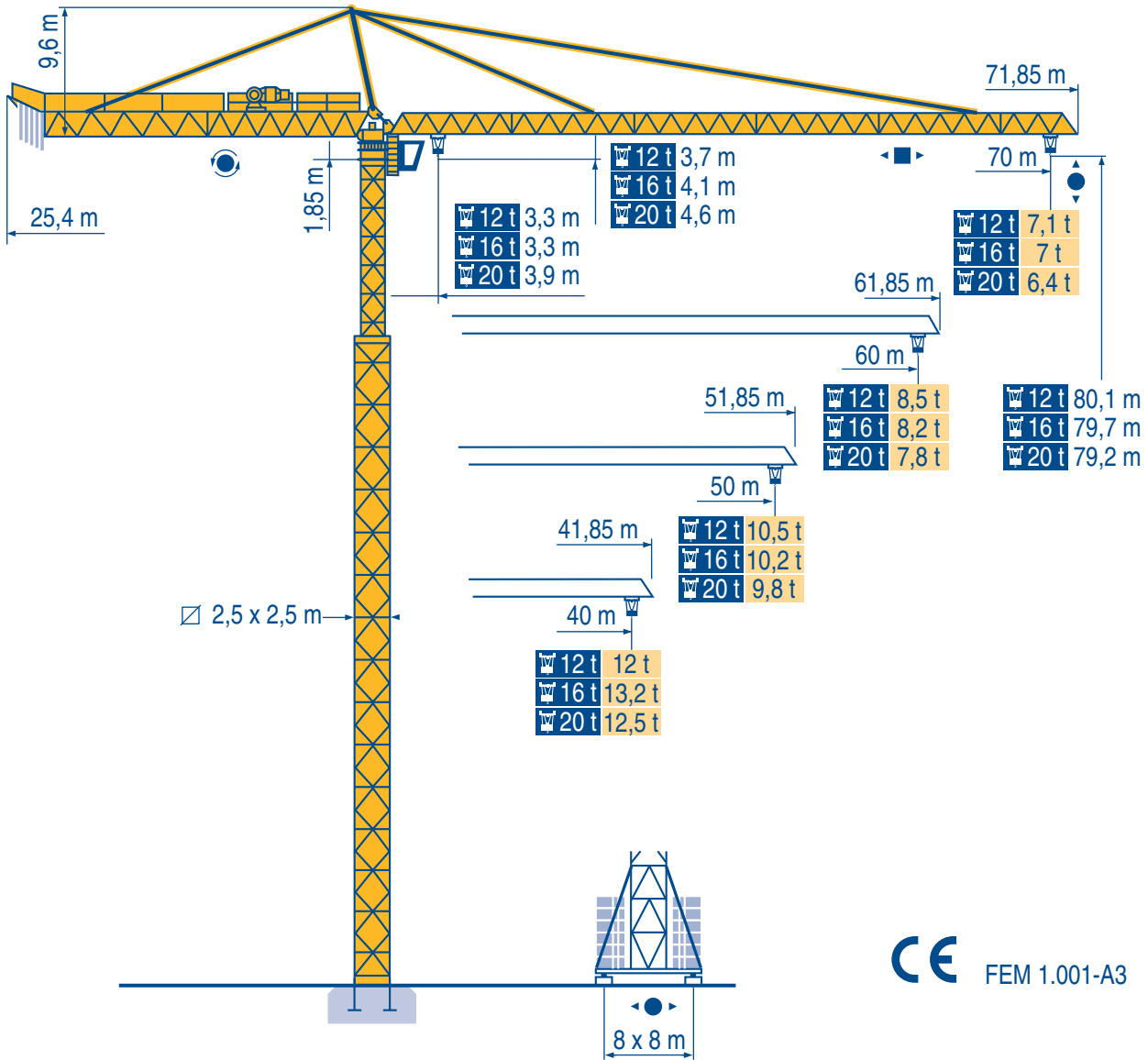


MD 500



Igo
HD
HDM



HDT



GTMR



CITY CRANE



TOPKIT MD
MAXI MD



MAXI TOPKIT



Topless MDT



MR



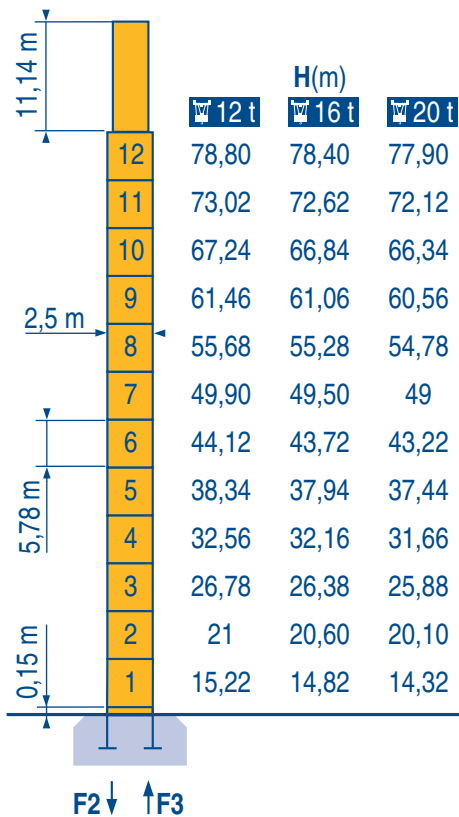
CE FEM 1.001-A3



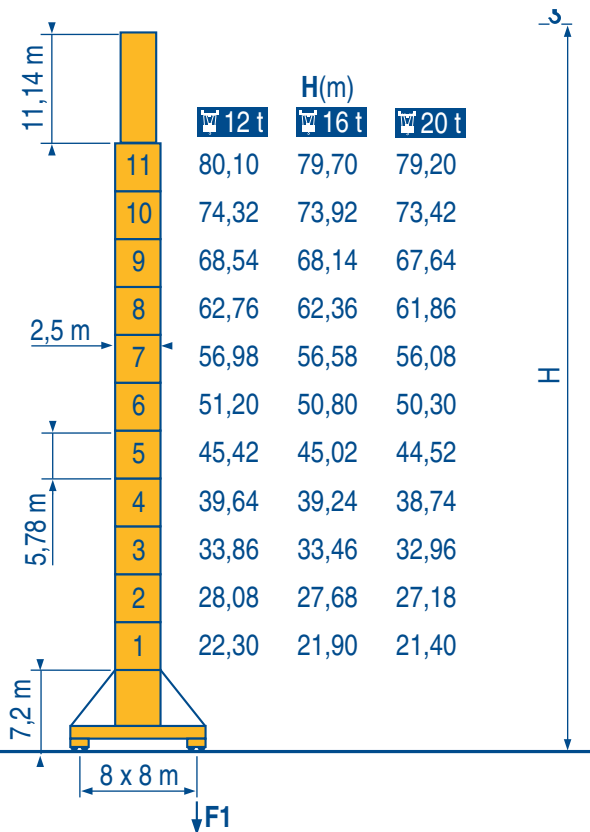
POTAIN

LND 1

2,5 m x 2,5 m



PA 865



YA 864

F2	12 t	● 201 t	■ 193 t
	16 t	● 199 t	■ 191 t
	20 t	● 200 t	■ 189 t

F3	12 t	● 124 t	■ 132 t
	16 t	● 129 t	■ 130 t
	20 t	● 128 t	■ 127 t

A	12 t	112 t
	16 t	113 t
	20 t	115 t

F1	12 t	● 123 t	■ 109 t
	16 t	● 119 t	■ 108 t
	20 t	● 121 t	■ 108 t

A	12 t	129 t
	16 t	130 t
	20 t	132 t

LND 1

● Réactions en service
■ Réactions hors service
A A vide sans lest (ni train de transport) avec flèche et hauteur maximum.

● Reaktionskräfte in Betrieb
■ Reaktionskräfte außer Betrieb
A Ohne Last, Ballast (und Transportachse), mit Maximalausleger und Maximalhöhe.

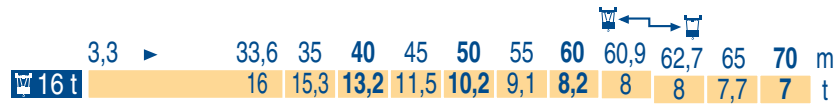
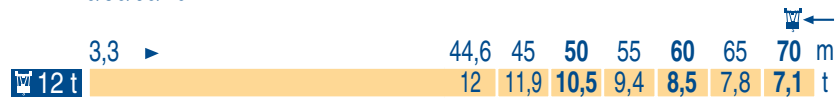
● Reactions in service
■ Reactions out of service
A Without load, ballast (or transport axles), with maximum jib and maximum height.

● Reacciones en servicio
■ Reacciones fuera de servicio
A Sin carga, sin lastre, (ni tren de transporte), flecha y altura máxima.

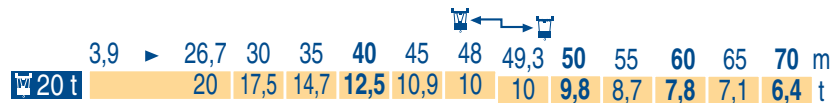
● Reazioni in servizio
■ Reazioni fuori servizio
A A vuoto, senza zavorra (ne assali di trasporto) con braccio massimo e altezza massima.

● 工作状态下的反应
■ 非工作状态下的反应
A 空载无压重也无运输车有吊臂和最大高度

40/50/60/70 m

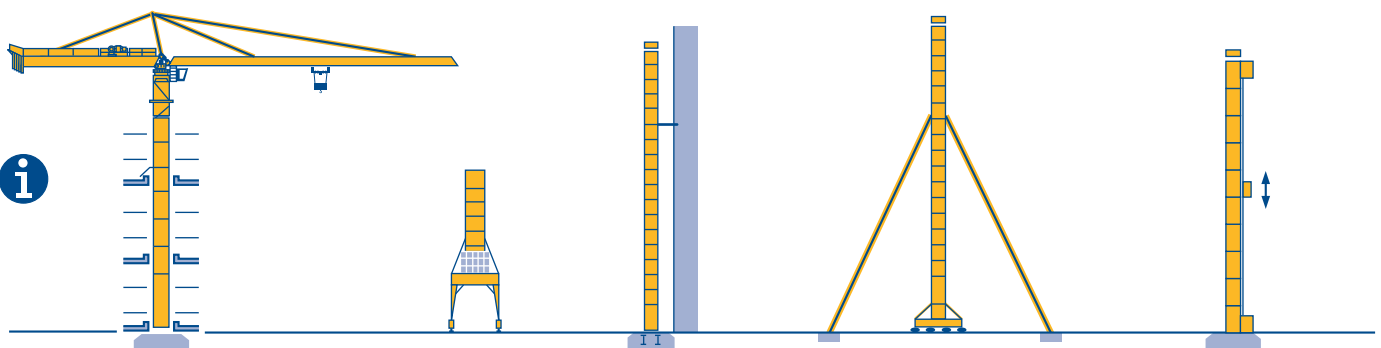


☞-☞ = 0,3 t



☞-☞ = 0,35 t

LND 1



LND 1

i Nous consulter

F

Consult us

GB

Consultateci

I

i Auf Anfrage

D

Consultarnos

E

请向我方咨询

C

													ch - PS hp	kW				
		55 RCS 30	m/min	0 → 34		0 → 68		-		0 → 17		0 → 34		-		55	40,5	365 m > 365
			t	6		3		-		12		6		-				
		70 RCS 30 C	m/min	0 → 40		0 → 80		-		0 → 20		0 → 40		-		70	51	565 m > 565
		t	6		3		-		12		6		-					
		150 LCC 30	m/min	86 → 103 → 129 → 172 → 206					43 → 52 → 65 → 86 → 103					150	110	652 m > 652		
			t	6	4,5	3	1,5	0,75	12	9	6	3	1,5					
		55 RCS 40	m/min	0 → 25		0 → 50		-		0 → 12,5		0 → 25		-		55	40,5	468m > 468
			t	8		4		-		16		8		-				
		150 LCC 40	m/min	68 → 82 → 102 → 136 → 162					34 → 41 → 51 → 68 → 81					150	110	596 m > 596		
			t	8	6	4	2	1	16	12	8	4	2					
		150 LCC 50	m/min	52 → 62 → 78 → 104 → 125					26 → 31 → 39 → 52 → 63					150	110	520 m > 520		
			t	10	7,5	5	2,5	1,25	20	15	10	5	2,5					
	15 DRC 8		m/min	0 - 4 → 43 - 86										14	10,3			
	RTV		tr/min U/min rpm	0 → 0,7										25	18,4			
	RT 664 A2B - 2V		m/min	16 - 32										6 x 7	6 x 5,2			
CEI 38			IEC 38		kVA													
400 V (+6% -10%) 50 Hz					55 RCS : 90 kVA 70 RCS : 110 kVA 150 LCC : 190 kVA										84/534 - 87/405			

LND 2

	Levage	F	Hoisting	GB	Sollevamento	I
	Distribution		Trolleying		Distribuzione	
	Orientation		Slewing		Rotazione	
	Translation		Travelling		Traslazione	
	Survitesse uniquement en descente		Lowering super speed		Survelocita' solo in discesa	
	Conforme aux directives CEE 84/534 et 87/405 sur le niveau acoustique		In compliance with the EEC 84/534 and 87/405 Instructions on noise level		Conforme alle direttive CEE 84/534 e 87/405 sul livello acustico	
	Nous consulter		Consult us		Consultateci	
	Heben	D	Elevación	E	起升	C
	Katzfahren		Distribución		变幅	
	Schwenken		Orientación		回转	
	Kranfahren		Traslación		行走	
	Schnellgang nur für senken		Sobrevelocidad solo en bajada		具有下降超速性能	
	Gemäss EWG-Richtlinien 84/534 und 87/405 für den Schall-Leistungspegel		Conforme con las directivas CEE 84/534 y 87/405 sobre el nivel acustico		符合 CEE 84/534 - CEE 87/405 声响度规定	
	Auf Anfrage		Consultarnos		请向我方咨询	

Réf. 1997.47 LND 6



18.Rue de Charbonnières, B.P. 173
F-69132 ECULLY Cedex
Tél. (33)04.72.18.20.20
Fax (33)04.72.18.20.00
http://www.potain.com
E-mail : mkt@potain.fr

MD 500

Copyright.Reproduction interdite © POTAIN 1997

Deutschland
POTAIN GmbH Tel : 06.105.704.0
Italia
POTAIN S.p.A. Tel : 0.331.49.33.11
Singapore
POTAIN PTE LTD Tel : (00.65) 227.1550