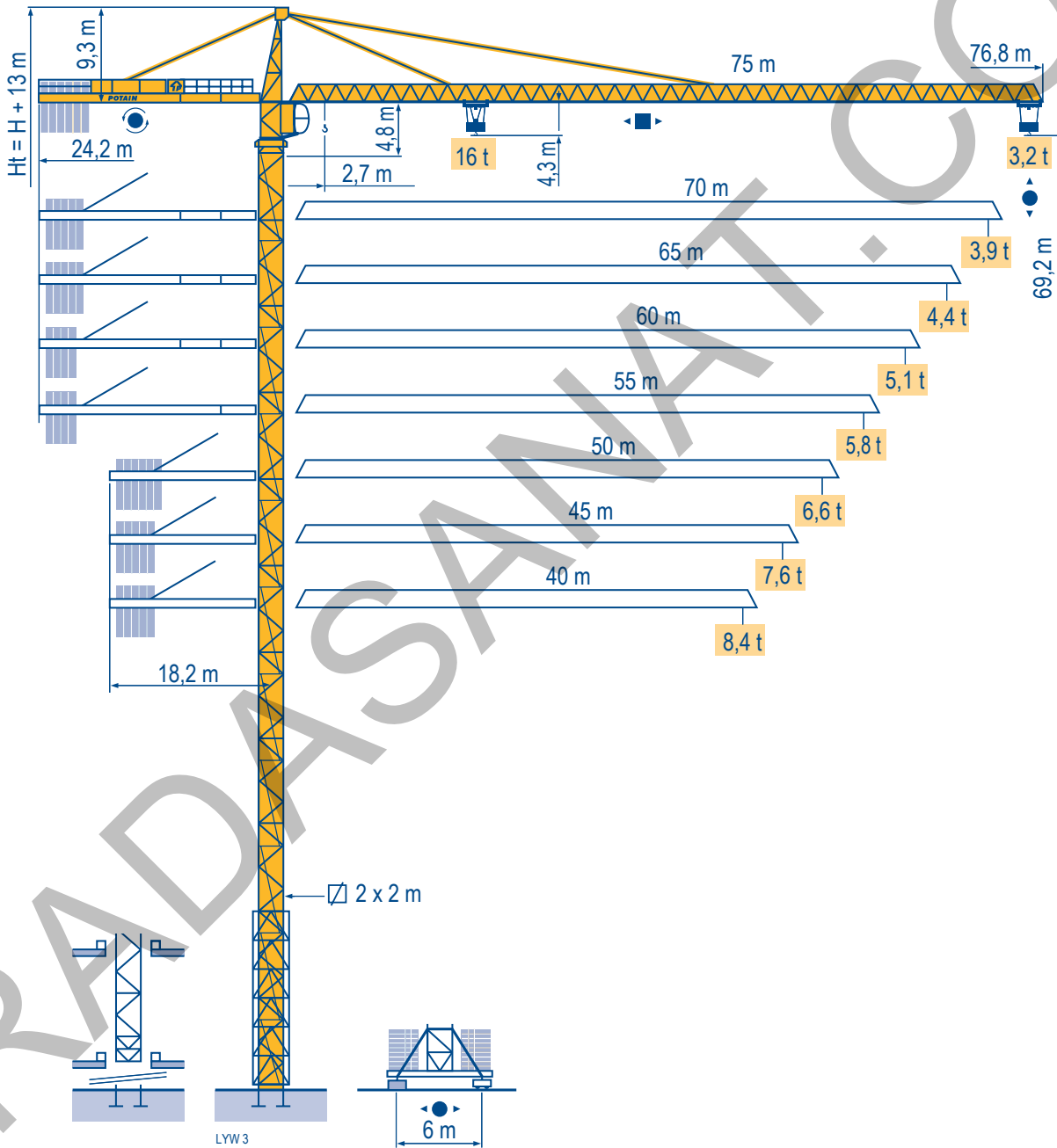


# MD 365 B L16



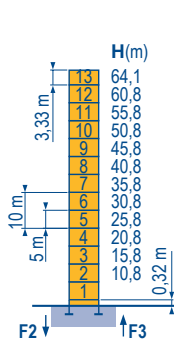
**TOPKIT**

**CE** FEM 1.001-A3

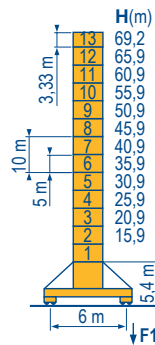
Mat / Réactions  $\square$  2 m  
 Maste /  
 Eckdrücke  $\triangle$   
 40 m  $\Rightarrow$  75 m

Masts /  
 Reactions  
 Mástil /  
 Reacciones  
 Torre / Reazioni  
 Tramo /  
 Reações

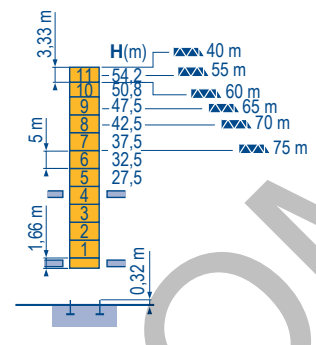
LYW2



P 62 A	
F2	● 201 t
	■ 200 t
F3	● 140 t
	■ 140 t
	▲ 99 t



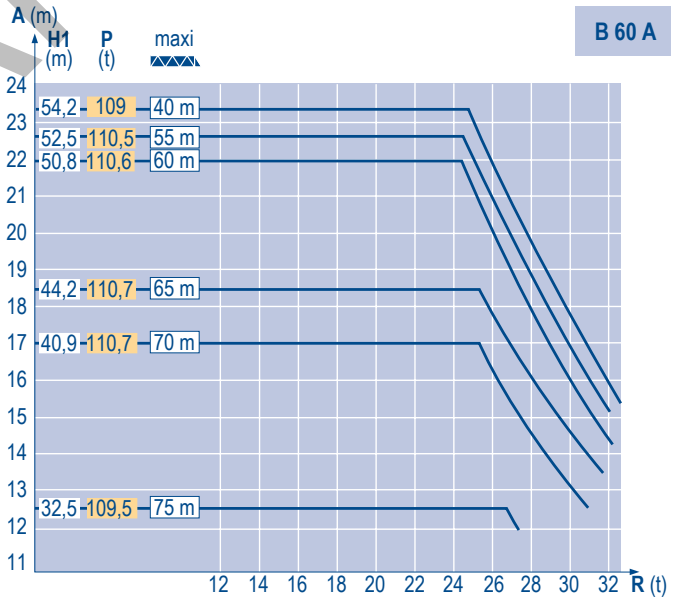
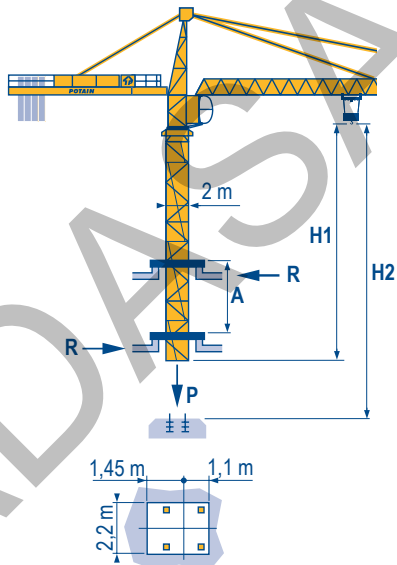
V 60 A	
F1	● 126 t
	■ 128 t
	▲ 111 t



B 60 A	
F1	● 126 t
	■ 128 t
	▲ 111 t

Télescopage sur dalles  
 Kletterkrane im Gebäude  
 Climbing crane  
 Telescopage gruas trepadoras  
 Gru in cavedio  
 Telescopagem sobre lages

LYW1



TOPKIT  
 MD 365 B L16

POTAIN

F	D	GB	E	I	P
●	●	●	●	●	●
■	■	■	■	■	■
▲	▲	▲	▲	▲	▲
Reactions en service	Reaktionskräfte in Betrieb	Reactions in service	Reacciones en servicio	Reazioni in servizio	Reações em serviço
Reactions hors service	Reaktionskräfte außer Betrieb	Reactions out of service	Reacciones fuera de servicio	Reazioni fuori servizio	Reações fora de serviço
A vide sans lest (ni train de transport) avec flèche et hauteur maximum.	Ohne Last, Ballast (und Transportachse), mit Maximalausleger und Maximalhöhe.	Without load, ballast (or transport axes), with maximum jib and maximum height.	Sin carga, sin lastre, (ni tren de transporte), flecha y altura máxima.	A vuoto, senza zavorra (ne assali di trasporto) con braccio massimo e altezza massima.	Sem carga (nem trem de transporte)- sem lastro com lança e altura máximas.

RADASANAT.COM

(0098)- 9121834995

Courtesy of Crane.Market

Courbes de charges

Lastkurven

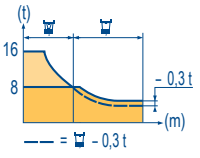
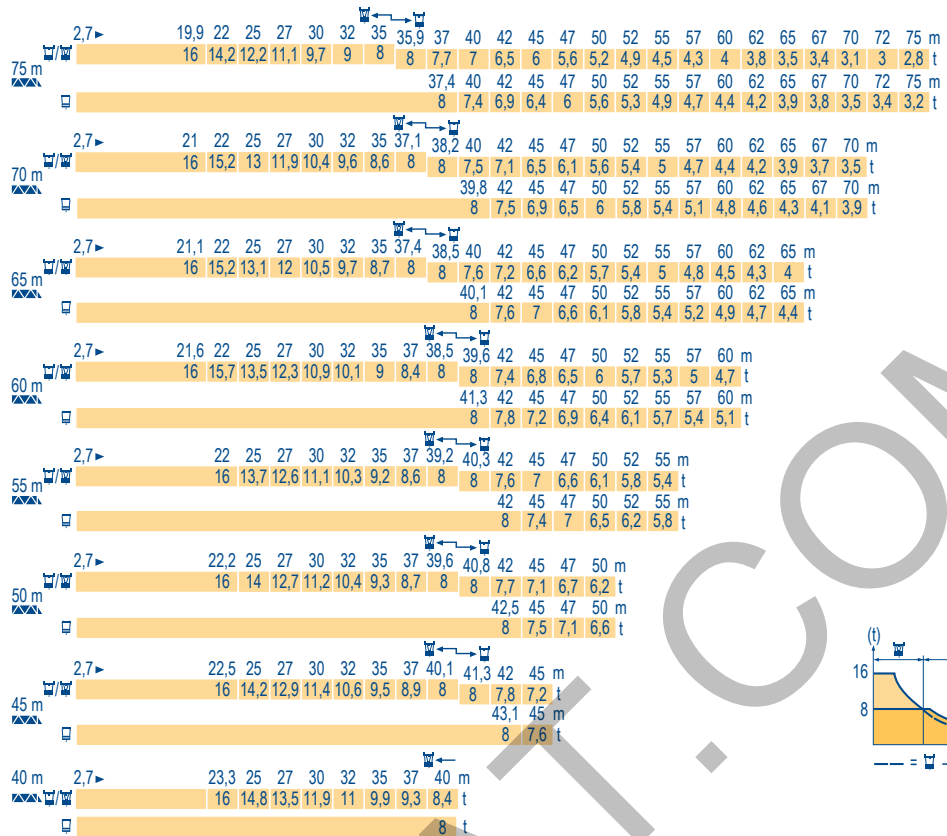
Load diagrams

Curvas de cargas

Curve di carico

Curva de cargas

LW3



Lest de contre-flèche

Gegenauslegerballast

Counter-jib ballast

Lastre de contra flecha

Contrappeso

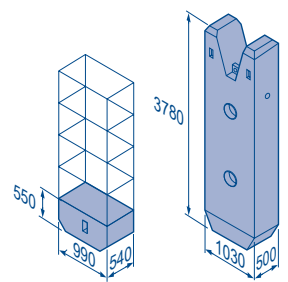
Lastros da contra lança

LW2

Crane Icon	Crane Height (m)	75 LVF			100 LVF			150 LCC		
		4200 kg	700 kg	▲ (kg)	4200 kg	700 kg	▲ (kg)	4200 kg	700 kg	▲ (kg)
75 m	24,2 m	5	4	23 800	5	3	23 100	5	2	22 400
70 m	24,2 m	5	-	21 000	4	5	20 300	4	3	18 900
65 m	24,2 m	4	3	18 900	4	3	18 900	4	1	17 500
60 m	24,2 m	4	-	16 800	3	5	16 100	3	3	14 700
55 m	24,2 m	3	3	14 700	3	3	14 700	3	2	14 000
50 m (B60A)	24,2 m	3	3	14 000	3	1	13 700	3	-	12 600
50 m	18,2 m	5	5	24 500	5	4	23 800	5	3	23 100
45 m	18,2 m	5	-	21 000	4	5	20 300	4	4	19 600
40 m	18,2 m	4	2	18 200	4	1	17 500	4	-	16 800

700 kg

4200 kg



Lest de base - Grundballast

Base ballast - Lastre de base

Zavorra di base - Lastros da base

LW1

Crane Icon	Crane Height (m)	H (m)	69,2	65,9	60,9	55,9	50,9	45,9	40,9	35,9	30,9	25,9	20,9	15,9
Crane Icon	2 m	V 60 A	▲ (t)	108	108	108	108	108	108	96	96	96	84	84

Ancrages

Verankerungen

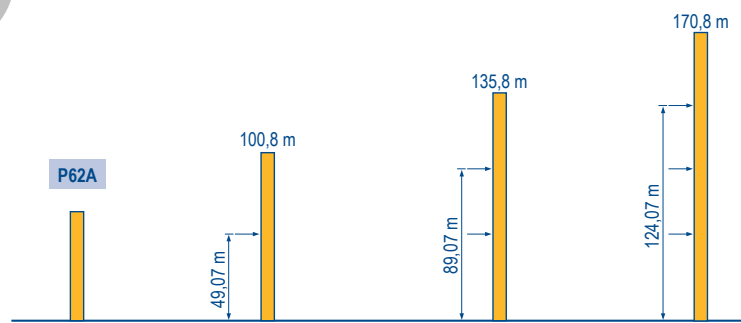
Anchorage

Anclaje

Ancoraggio

Ancoragem

LW2



TOPKIT



MD 365 B L16

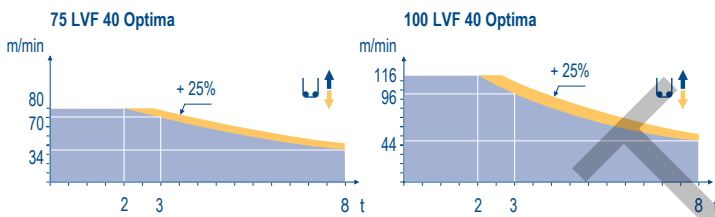


























	F	D	GB	E	I	P
<b>A</b>	Distance entre cadres	Abstand zwischen den Rahmen	Distance between collars	Distancia entra marcos	Distanza fra i telai	Distância entre quadros
<b>H1</b>	Hauteur grue	Kranhöhe	Crane height	Altura grúa	Altezza gru	Altura da grua
<b>P</b>	Poids de la grue(en service)	Krangewicht (in Betrieb)	Crane weight (in service)	Peso de la grúa (en servicio)	Peso della gru (in servizio)	Peso da grua (em serviço)
<b>R</b>	Réaction horizontale	Horizontalkräfte	Horizontal reaction	Reaccion horizontal	Reazione orizzontale	Reacção horizontal
	Voir télescopage sur dalles	Siehe Kletterkrane im Gebäude	See climbing crane	Veja grua trepadora	Consultare gru in cavedito	Ver telescopagem sobre lages


Mécanismes  
Antriebe  
Mechanisms  
Mecanismos  
Meccanismi  
Mecanismos

LWV 5

				↕ ↑				↕ ↕ ↑				ch - PS hp	kW	
↕	75 LVF40 Optima	m/min	0 → 34 → 44 → 70 → 80	0 → 17 → 22 → 35 → 40				75	55	553 m				
	t	8	6	3	2	16				12	6	4		
	100 LVF40 Optima	m/min	0 → 44 → 56 → 96 → 116	0 → 22 → 28 → 48 → 58				100	75	1009 m				
t	8	6	3	2	16				12	6	4			
↕	150 LCC 40	m/min	68 → 82 → 102 → 136 → 162	34 → 41 → 51 → 68 → 81				150	110	596 m				
	t	8	6	4	2	1	16				12	8	4	2
↔	6 DVF 6	m/min	0 → 42 (16 t)			0 → 84 (8 t)		0 → 100 (4 t)			5,5	4		
↻	RVF 182 Optima +	tr/min U/min rpm	0 → 0,7				2 x 12	2 x 9						
↔	V 60 A	RT 544 A1 2V R ≥ 13 m	13,5 - 27				4 x 7	4 x 5,2						
CEI 38			IEC 38		kVA									
400 V (+6% -10%) 50 Hz					75 LVF : 100 kVA 100 LVF : 125 kVA 150 LCC : 175 kVA									



F	D	GB	E	I	P
 Levage	 Heben	 Hoisting	 Elevación	 Sollevamento	 Elevação
 Distribution	 Katzfahren	 Trolleying	 Distribución	 Distribuzione	 Distribuição
 Orientation	 Schwenken	 Slewing	 Orientación	 Rotazione	 Rotação
 Translation	 Kranfahren	 Travelling	 Traslación	 Traslazione	 Translação

 Document commercial non contractuel. Pour toute information technique se référer à la notice correspondante.

Unverbindliches Vertriebsdokument. Für technische Informationen, siehe die entsprechenden Anweisungen.

This commercial document is not legally binding. For any technical information, please refer to the corresponding instructions.

Documento comercial non contractuel. Para cualquier información técnica, ver la noticia correspondiente.

Documento commerciale non vincolante, per tutte le informazioni tecniche fare riferimento al catalogo istruzioni.

Documento comercial não contratual. Para qualquer informação técnica complementar consultar as respectivas instruções.



**Americas**  
Tel : +1 888 479 7278  
Tel : +1 717 593 2000

**Europe - Middle East - Africa**  
Tel : +33 (0) 4 72 81 50 00  
Tel : +44 (0) 191 522 2000

**Asia - Pacific**  
Tel : +65 6264 1188  
Fax : +65 6862 4040

www.manitowoccrane.com

18, rue de Charbonnières - B.R.173  
69132 ECULLY Cedex - France

Tel. : +33 (0) 4 72 18 20 20  
Fax. : +33 (0) 4 72 18 20 00  
www.manitowoccrane.com

**TOPKIT MD 365 B L16**  
Code A-91985-28\_Réf. 2003 48 LWV 6

Copyright.Reproduction interdite © POTAIN 2003