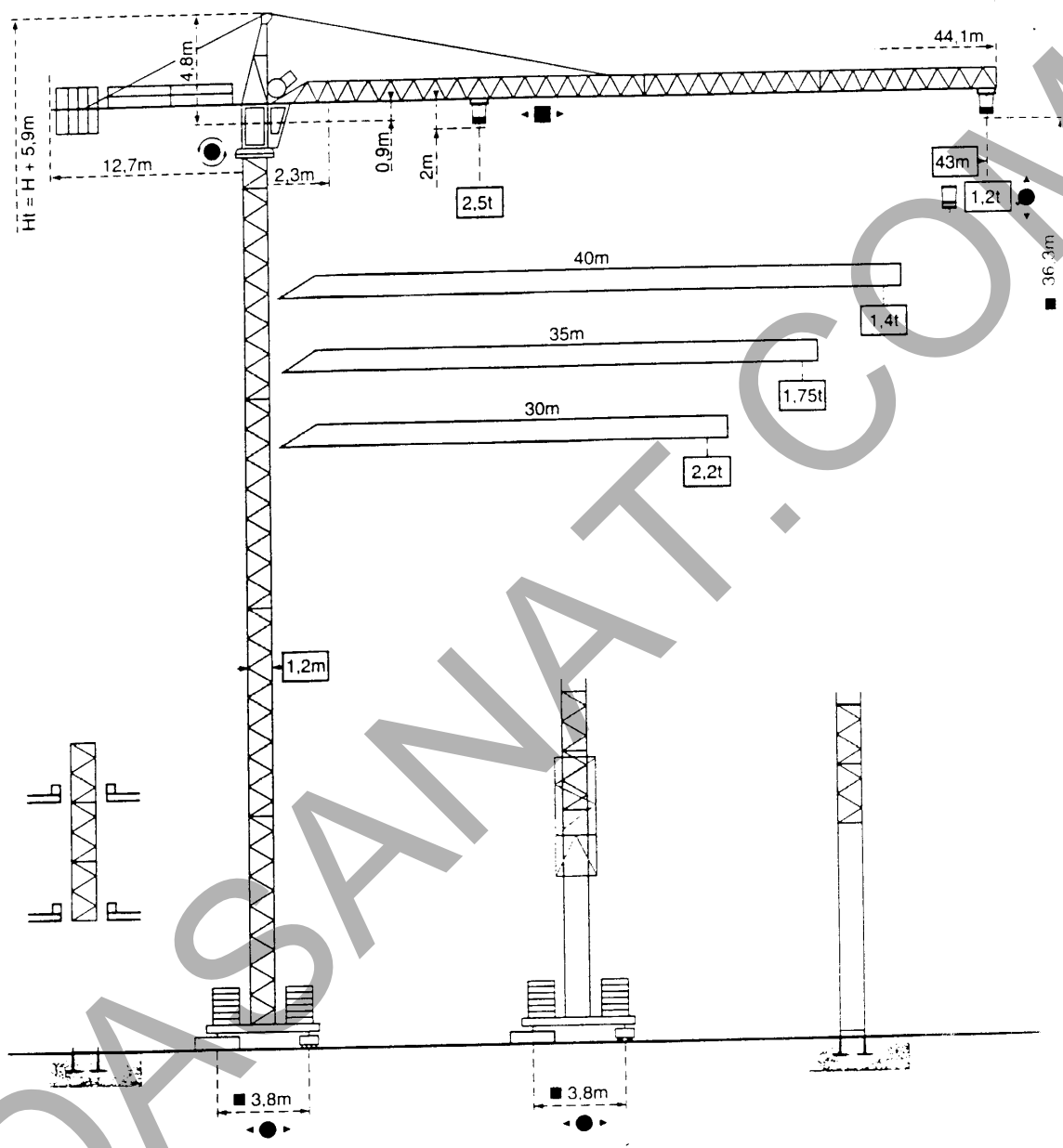


CITY CRANE E12-12A



CITY CRANE E12-12A

2A.7.005.12 1/4

POTAIN 

DATA TECHNIO

POTAIN CITY CRANE E12-12A

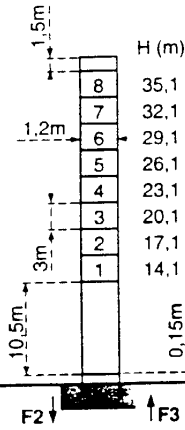
Mats - Maste - Masts - Mástil - Torre



□ 1,2m

Flèche - Ausleger - Jib
Flecha - Braccio
30m → 43m

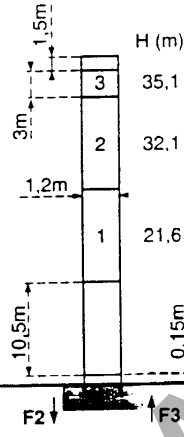
PA 270



F2	● 63t	■ 72t
F3	● 44t	■ 55t

⊕	22t
---	-----

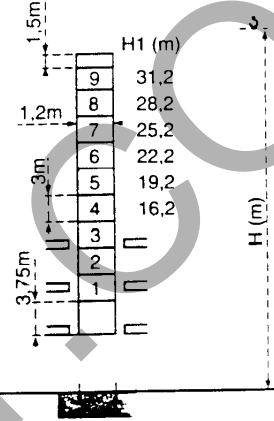
PA 265



F2	● 63t	■ 72t
F3	● 44t	■ 55t

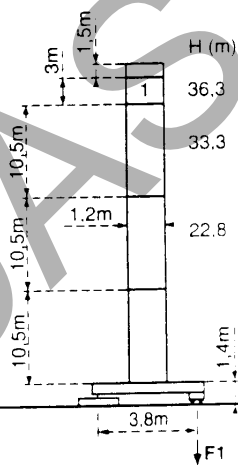
⊕	22t
---	-----

BA 25A



Voir ci-contre
Siehe nebenstehend
See opposite
Ver pagina opuesta
Vedi pagina accanto

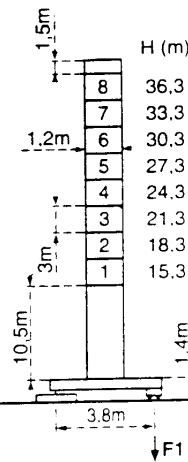
ZF 265



F1	● 38t	■ 43t
----	-------	-------

⊕	27t
---	-----

ZF 270



F1	● 38t	■ 43t
----	-------	-------

⊕	27t
---	-----

F = Réactions - Eckdrücke - Reactions - Reacciones - Reazioni

2A.7.005.12 2/4

Courbes de charges - Lastkurven - Load diagrams - Curvas de cargas - Curve di carico

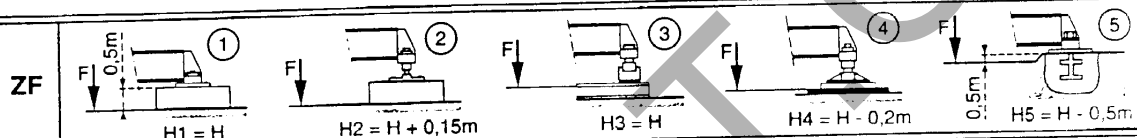
Flèche Ausleger Jib Flecha Braccio

43 m	23,6	25	27	30	32	35	37	40	43	m
	2,5	2,34	2,13	1,88	1,74	1,60	1,45	1,31	1,2	t

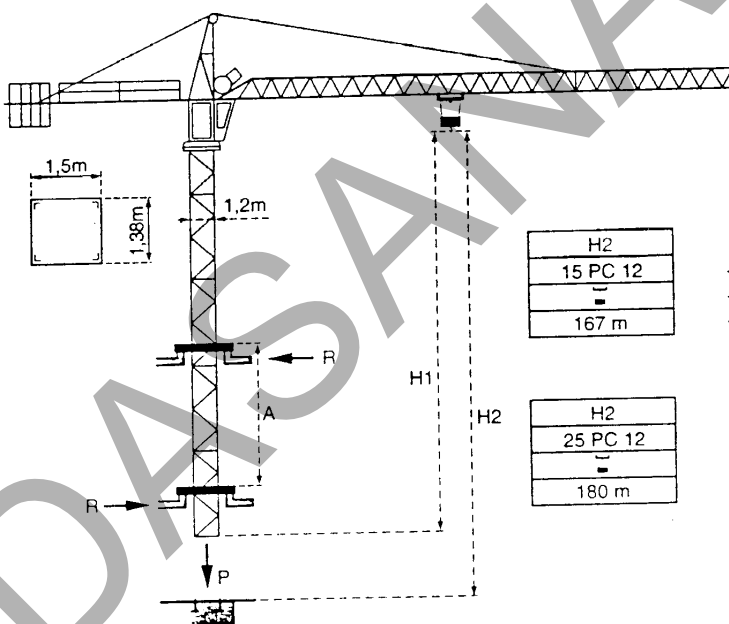
40 m	24,7	25	27	30	32	35	37	40	m
	2,5	2,47	2,26	1,99	1,84	1,65	1,54	1,4	t

35 m	25,9	27	30	32	35	m
	2,5	2,38	2,1	1,95	1,75	t

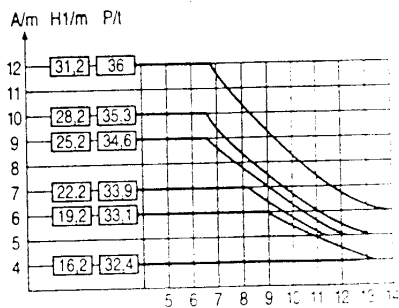
30 m	26,9	27	30	m
	2,5	2,49	2,2	t



**Télescopage sur dalles - Kletterkrane im Gebäude - Climbing crane
Telescopage gruas trepadoras - Gru in cavedio**



BA 25A




















A Distance entre cadres	A Abstand zwischen den Rahmen	A Distance between collars	A Distancia entre marcos	A Distanza tra i telai
H1 Hauteur grue	H1 Kranhöhe	H1 Crane height	H1 Altura grua	H1 Altezza gru
P Poids de la grue (en service)	P Krangewicht (in Betrieb)	P Crane weight (in service)	P Peso de la grua (en servicio)	P Peso de la gru (in servizio)
R Réaction horizontale	R Horizontalkräfte	R Horizontal reaction	R Reaccion horizontal	R Reazione orizzontale

● En service	● In Betrieb	● In service	● En servicio	● In servizio
■ Hors service	■ Ausser Betrieb	■ Out of service	■ Fuera de servicio	■ Fuori servizio
⊕ A vide sans lest avec fleche et hauteur maximum.	⊕ Ohne Last und Ballast mit Maximalausleger und Maximalhöhe.	⊕ Without load and ballast with longest jib and maximum height.	⊕ Sin carga, sin lastre con flecha y altura máximas.	⊕ A vuoto senza zavorre e con braccio massimo altezza massima.

LA.7.005.12 3/4

POTAIN CITY CRANE E12-1.

Mécanismes - Antriebe - Mechanisms - Mecanismos - Meccanismi

				m/min	t		ch -PS hp	kW
Levage Heben Hoisting Elevación Sollevamento	15 PC 12   	  		7	2,5	335 m	15	11
				21	2,5			
				42	1,25			
	25 PC 12   	  		6	2,5	360 m	25	18,4
				35	2,5			
				70	1,25			
Distribution - Katzfahren - Trolleying Distribución - Diritubuzione			3 D1 V5	36			3	2,2
			3 D2 V5 - 1	21 - 42			3	2,2
Orientation - Schwenken - Slewing Orientación - Rotazione			RCV 40	0 → 0,8 tr/min U/min-rpm			6	4,5
Translation - Kranfahren - Travelling Traslación - Traslazione	ZF  		TVD 324 C1	26			2 x 4	2 x 2,9
Réseau - Netzstrom - Mains supply - Red - Rete elettrica							380V - 50Hz	
Puissance électrique nécessaire - Anschlusswert - Necessary electric power Potencia eléctrica necesaria - Potenza elettrica necessaria							15 PC : 25 KVA 25 PC : 35 KVA	
Groupe électrogène - Stromaggregat - Generator set - Grupo electrogeno - Gruppo elettrogeno							.	

*Nous consulter - Auf Anfrage - Consult us - Consultarnos - Consultateci

Conforme à la directive CEE 84/534 sur le niveau acoustique - Gemäss EWG-Richtlinie 84/534 Schall- Leistungspegel
 In compliance with the EEC 84/534 instruction on noise level - Conforme con la direttiva CEE 84/534 sobre el nivel acustico
 Conforme colla direttiva CEE 84/534 sul livello acustico

NF E 52081 - 82

Copyright.Reproduction interdite © POTAIN 1992

POTAIN 

GRUPE LEGRIS INDUSTRIES

18, Rue de Charbonnières, B.P. 173-F 69132 ECULLY Cedex
 Tel. 72 20 20 20 - Telex 375 213 - Fax 72 20 20 00