

CITY CRANE MD 120 A



RADASANAT.COM

(0098) - 9121834995



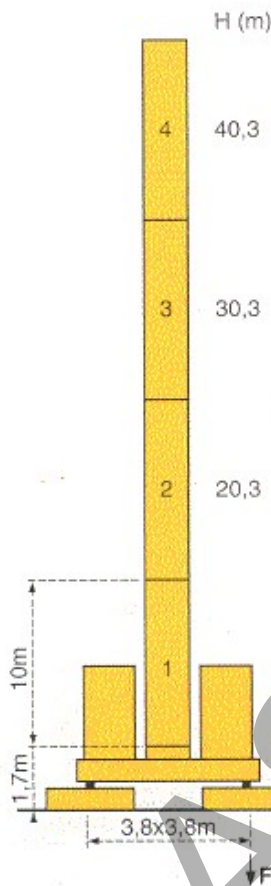
CITY \square 1,60m

Mat - Mast - Mast - Mástil - Torre

KM 406 E

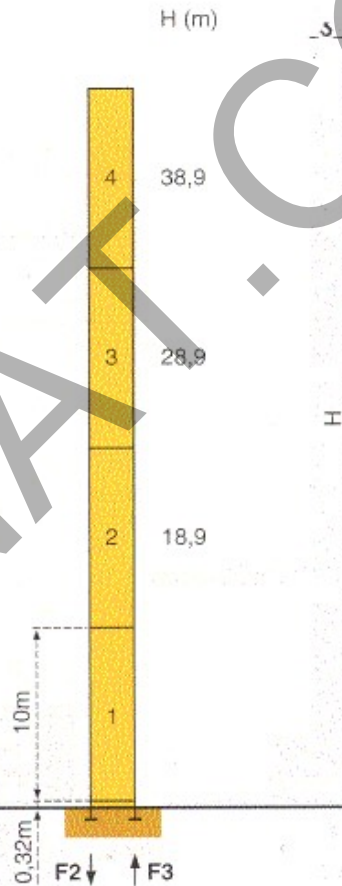


$H_{\square} = H_{\square} / \square + 0,3 \text{ m}$



ZC 40 A

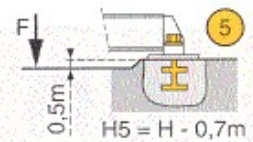
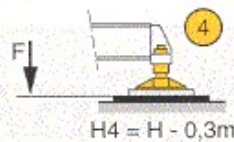
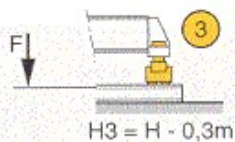
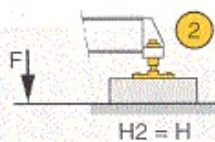
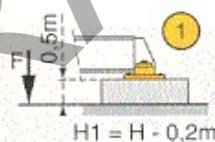
F1	● 57t	■ 63t
⊕	35t	



P 40 A

F2	● 77t	■ 87t
F3	● 50t	■ 63t
⊕	31t	

ZC 40A



- En service
- Hors service

- In Betrieb
- Ausser Betrieb

- In service
- Out of service

- En servicio
- Fuera de servicio

- In servizio
- Fuori servizio

⊕ A vide sans lest avec flèche et bras maximum.

⊕ Ohne Last und Ballast mit Maximalausleger und Maximalhöhe.


⊕ Without load and jib with maximum height.

⊕ Sin carga, sin mástil y con flecha y altura máxima.

⊕ A vuoto senza zavorra e con braccio massimo e altezza massima.

Courbes de charges - Lastkurven - Load diagrams - Curvas de cargas - Curve di carico

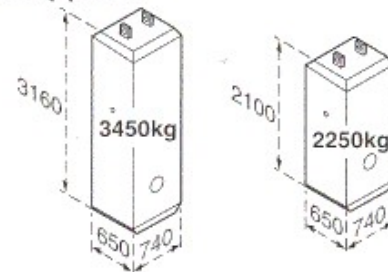
Flèche Ausleger Jib Flecha Braccio



- ☐ Chariot standard 2/4 brins. (En cas d'utilisation déduire 0,1 t aux charges ☐).
- ☐ Chariot optionnel 2 brins uniquement.
- ☐ Standardlaufkatze 2/4 Stränge. (Bei Einsatz von ☐ ist 0,1 t der Lasten von ☐ abzuziehen).
- ☐ Laufkatze in Sonderausführung mit nur 2 Strängen.
- ☐ Standard trolley 2/4 falls. (When using ☐ subtract 0,1 t from the loads ☐).
- ☐ Optional trolley 2 falls only.
- ☐ Carro standard 2/4 ramales. (En caso de utilización quitar 0,1 t de las cargas ☐).
- ☐ Carro opcional en 2 ramales solamente.
- ☐ Carrellino standard tiro in 2/4^a (Usando tiro in 4^a togliere 0,1 t ai valori di carico).
- ☐ Carrellino in opzione solo con tiro in 2^a.

Lest de contre-flèche - Gegenauslegerballast - Counter-jib ballast Lastre de contra flecha - Contrappeso

Model	Reach (m)	Weight (kg)
55m	14,3m	17 250 (5x3450)
50m	13m	17 250 (5x3450)
45m	13m	16 050 (4x3450)+(1x2250)
40m	13m	13 800 (4x3450)
35m	13m	12 600 (3x3450)+(1x2250)
30m	13m	10 350 (3x3450)
25m	13m	9 150 (2x3450)+(1x2250)

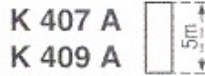
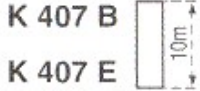


Lest de base - Grundballast - Base ballast - Lastre de base - Zavorra di base

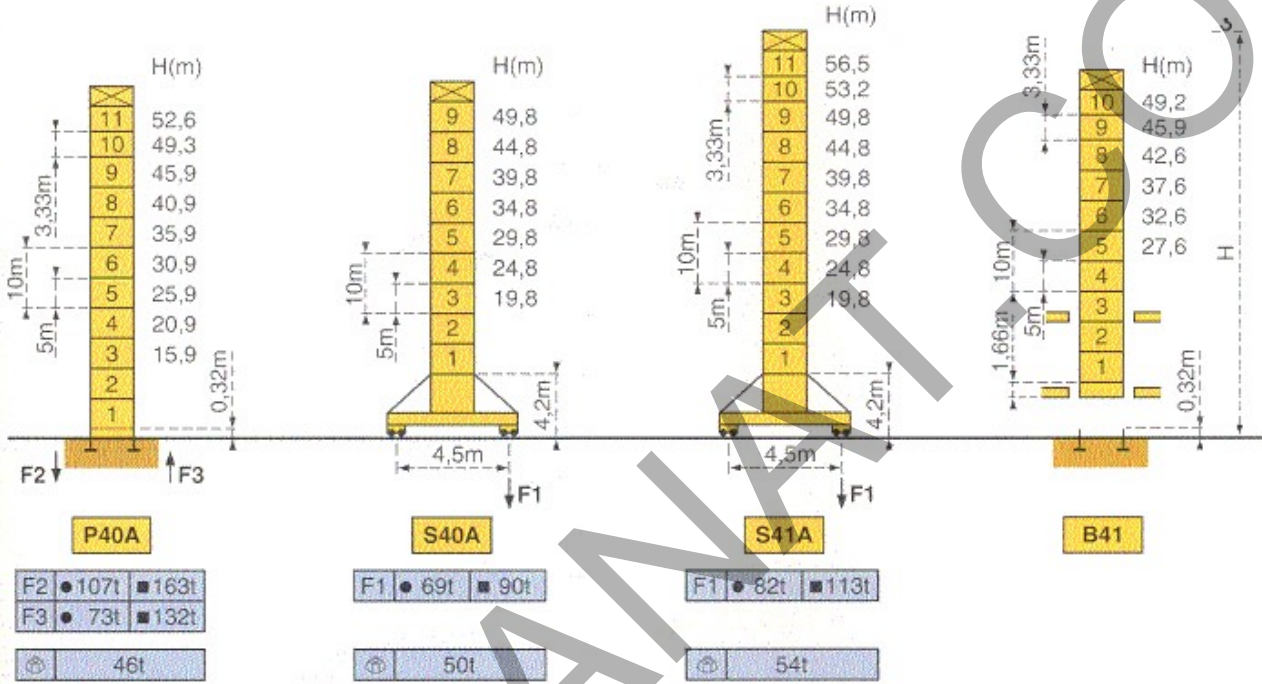
H (m)	Diagram 1		H (m)	Diagram 2		H (m)	Diagram 3	
	55m	50→25m		55→40m	35→25m		55→40m	35→25m
						56,5	108t	114t
						53,2	90t	96t
			49,8	78t	84t	49,8	78t	84t
			44,8	54t	60t	44,8	54t	60t
40,3	65t	60t	39,8	48t	48t	39,8	48t	48t
			34,8	48t	48t	34,8	48t	48t
30,3	65t	60t	29,8	48t	48t	29,8	48t	48t
			24,8	48t	48t	24,8	48t	48t
20,3	65t	60t	19,8	48t	48t	19,8	48t	48t
	ZC 40 A - ● -		S 40 A - ● -		S 41 A - ● -			

TELESCOPABLE - TELESKOPIERBAR - TELESCOPIC - TELESOPICO - TELESCOPICO

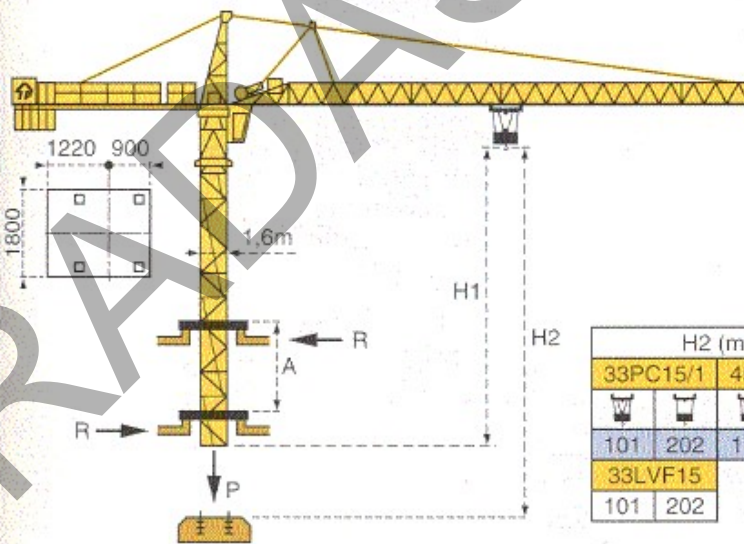
Mats - Maste - Masts - Mástil - Torre



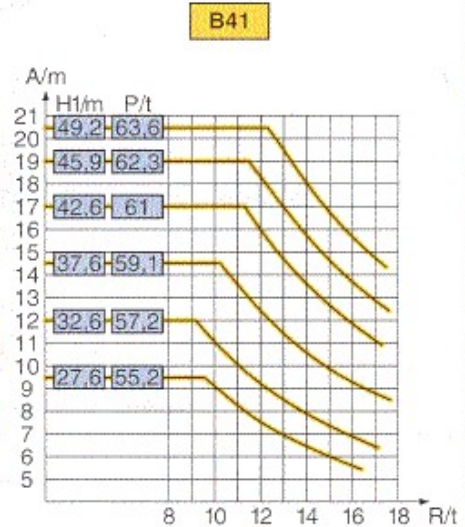
$$H_{\square} = H_{\square} / \square + 0,3 \text{ m}$$



Télescopage sur dalles - Kletterkrane im Gebäude - Climbing crane
Telescopage gruas trepadoras - Gru in cavedio

































H2 (m)	
33PC15/1	45RCS15
101	202
118	236
33LVF15	
101	202









- | | | | | |
|---------------------------------|-------------------------------|-----------------------------|---------------------------------|--------------------------------|
| A Distance entre cadres | A Abstand zwischen den Rahmen | A Distance between collars | A Distancia entre marcos | A Distanza fra i telai |
| H1 Hauteur grue | H1 Kranhöhe | H1 Crane height | H1 Altura grúa | H1 Altezza gru |
| P Poids de la grue (en service) | P Krangewicht (in Betrieb) | P Crane weight (in service) | P Peso de la grúa (en servicio) | P Peso della gru (in servizio) |
| R Réaction horizontale | R Horizontalkräfte | R Horizontal reaction | R Reaccion horizontal | R Reazione orizzontale |

Mécanismes - Antriebe - Mechanisms - Mecanismos - Meccanismi

				m/min	t		ch -PS hp	kW
Levage Heben Hoisting Elevación Sollevamento	33PC15/1 			7	3	405 m > 405 m*	33	24
				38,5	3			
				77	1,5			
				3,5	6			
				19	6			
				38,5	3			
			77	1,5				
	33LVF15 			4,6	3	405 m > 405 m*	33	24
				13	3			
				38,5	3			
				77	1,5			
				2,3	6			
				6,5	6			
	45RCS15 			0→52,5	3	472 m > 472 m*	45	33
				0→105	1,5			
			0→26	6				
			0→52	3				

Distribution - <i>Katzfahren</i> - Trolleying <i>Distribución</i> - Distribuzione		4 D3 V3	15 30 58			4	3
--	---	---------	----------------	--	--	---	---

Orientation - <i>Schwenken</i> - Slewing <i>Orientación</i> - Rotazione		RCV 145	0 → 0,8 tr/min U/min-rpm			2 x 6	2 x 4,4
--	---	---------	--------------------------------	--	--	-------	---------

Translation Kranfahren Travelling Traslación Traslazione	ZC40A 	RT 224	25			2 x 4	2 x 2,9
	S 40 A 	RT 324	12,5 - 25			2 x 7	2 x 5,2
	 R ≥ 10 m	TCV 449 ARC H ≤ 34,8 m	10 - 50			4 x 6,8	4 x 5
	S 41 A 	RT 443 A1 2V	15 - 30			4 x 5	4 x 3,7
	 R ≥ 10 m	TCV 449 ARC H ≤ 34,8 m	10 - 50			4 x 6,8	4 x 5

Réseau - <i>Netzstrom</i> - Mains supply - <i>Red</i> - Rete elettrica	CEI 38 IEC 38	400V(+6%-10%) 50 Hz
Puissance électrique nécessaire - <i>Anschlusswert</i> - Necessary electric power <i>Potencia eléctrica necesaria</i> - Potenza elettrica necessaria		33 PC : 50 kVA 33 LVF : 50 kVA 45 RCS : 65 kVA
Groupe électrogène - <i>Stromaggregat</i> - Generator set - <i>Grupo electrogeno</i> - Gruppo elettrogeno		*

*Nous consulter - *Auf Anfrage* - Consult us - *Consultarnos* - Consultateci

Conforme aux directives CEE 84/534 et 87/405 sur le niveau acoustique - *Gemäss EWG-Richtlinien 84/534 und 87/405 für den Schall- Leistungspegel*
 In compliance with the EEC 84/534 and 87/405 instructions on noise level - *Conforme con las directivas CEE 84/534 y 87/405 sobre el nivel acustico*



Conforme alle direttive CEE 84/534 e 87/405 sul livello acustico


RADASANAT.COM

(0098) - 9121834995

NF E 52081 - 52082 LIV 1

POTAIN CITY CRANE MD 120 A

Courtesy of Crane Market



Modifications réservées - Änderungen vorbehalten - Subject to modification - Modificaciones reservadas - Modifiche riservate

Printed in France

Document pour usage commercial uniquement - Benutzung dieser Unterlagen nur für Verkaufszwecke - Document for commercial use only - Documento para uso comercial unicamente - Documento per uso commerciale solamente

Copyright.Reproduction interdite © POTAIN 1995




18.Rue de Charbonnières, B.P. 173-F 69132 ECULLY Cedex
Tél. (33)04.72.20.20.20 - Fax (33)04.72.20.20.00

POTAIN GmbH	Deutschland	Tel : 06.105.704.0
POTAIN U.K.	Great Britain	Tel : 0895.44.52.61
Sirma POTAIN	Italia	Tel : 02.97.96.71
POTAIN Portugal	Portugal	Tel : 02.968.08.89
POTAIN Belgium	Belgique	Tel : 15.42.08.80
Zhangjiagang POTAIN	China	Tel : 520. 877.451

RADASANAT.COM

(0098) - 9121834995



CITY CRANE MD 120 A

Réf. 1995.11.LIV 2



Manitowoc Crane Group

Courtesy of Crane.Market

Réalisation SODIPE