

---

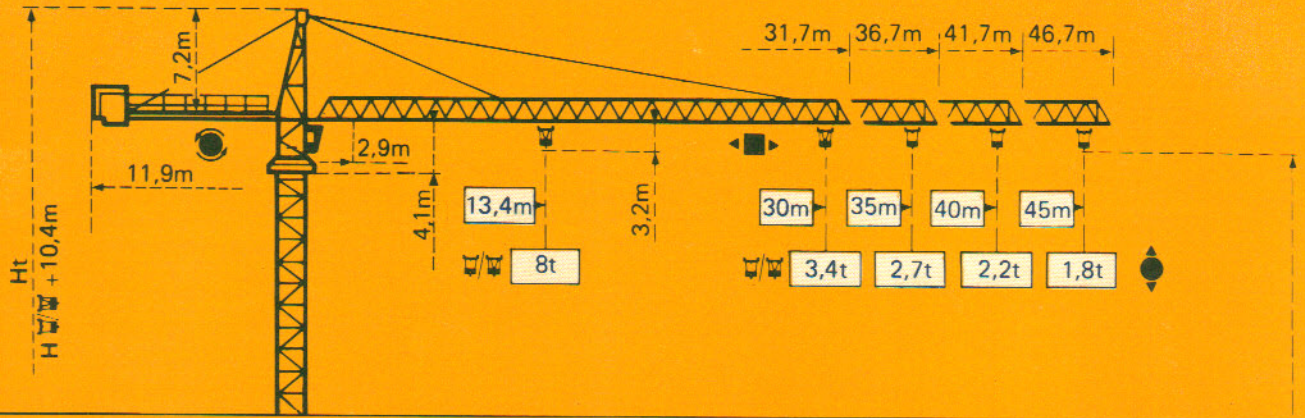
**TOPKIT E2/18B**

---

**POTAIN** 



**Cotes Abmessungen Dimensions Dimensiones**



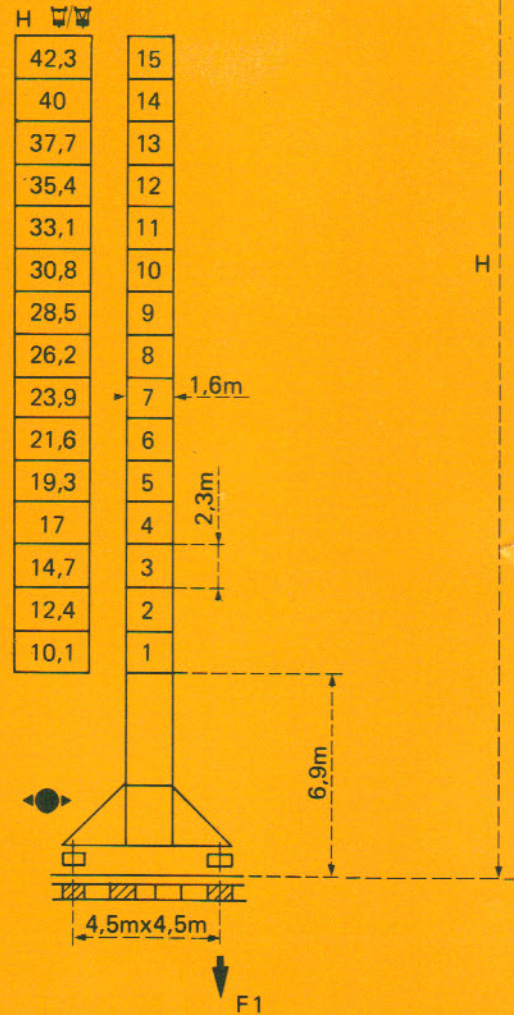
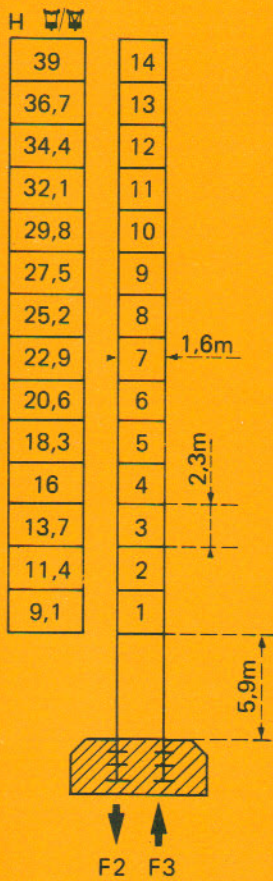
Måture Mast Mast Mástil  
 ∅ 1,6m x 1,6m

**PA 402**


Mature Mast Mast Mástil  
 ∅ 1,6m x 1,6m


**SA 403**

$H_{\text{H}} = H_{\text{H}} + 0,7\text{m}$




**F = Réactions Eckdrücke Reactions Reacciones**


|   |        |        |
|---|--------|--------|
| F2  | ● 73 t | ■ 94 t |
| F3  | ● 49 t | ■ 70 t |
|  | 39 t   |        |





|  |        |        |
|--|--------|--------|
| F1   | ● 52 t | ■ 68 t |
|  | 45 t   |        |











# Courbes de charges Lastkurven Load diagrams Curvas de cargas





 Flèche Ausleger Jib Flecha



 Chariot standard 2/4 brins.  
(En cas d'utilisation  déduire 0,1 t aux charges ).  
 Chariot optionnel 2 brins uniquement.

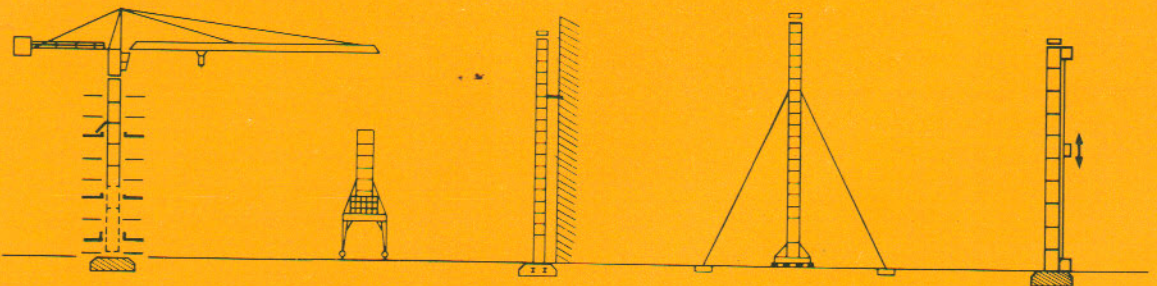
 Standardlaufkatze 2/4 Stränge.  
(Bei Einsatz von  ist 0,1 t der Lasten von  abzuziehen.  
 Laufkatze in Sonderausführung mit nur 2 Strängen.

 Standard trolley 2/4 fall.  
(When using  subtract 0,1 t from the loads ).  
 Optional trolley 2 fall only.


 Carro standard 2/4 ramales.  
(En caso de utilización  quitar 0,1 t de las cargas ).  
 Carro opcional en 2 ramales solamente.

## Autres implantations Aufstellmöglichkeiten Mounting possibilities Otras implantaciones


Nous consulter  
Auf Anfrage  
Consult us  
Consultarnos




H > H maxi : nous consulter

- En service
- Hors service
-  A vide sans lest avec flèche et hauteur maximum.


H > H maxi : Auf Anfrage

- In Betrieb
- Ausser Betrieb
-  Ohne Last und Ballast mit Maximalausleger und Maximalhöhe.

H > H maxi : consult us





















- In service
- Out of service
-  Without load and ballast with longest jib and maximum height.

H > H maxi : Consultarnos

- En servicio
- Fuera de servicio
-  Sin cargas, sin lastre con flecha y altura máxima.



Mécanismes Antriebe Mechanisms Mecanismos

|   |  |  |   |   | m/min                          | t |  | ch-PS<br>hp               | kW      |     |
|---|--|--|---|---|--------------------------------|---|---|---------------------------|---------|-----|
| Levage<br>Heben<br>Hoisting<br>Elevación  | Treuil standard<br>Standardhubwerk<br>Standard hoist winch<br>Mecanismo standard | 45 RCS<br>20 B<br>      |    |  | 0 → 40                         | 4 | 361 m   | 45                        | 33      |     |
|   |  |  |   |  | 0 → 80                         | 2 |   |                           |         |     |
|   |  |  |    |  | 0 → 20                         | 8 | > 361 m<br>*  |                           |         |     |
|   |  |  |   |  | 0 → 40                         | 4 |   |                           |         |     |
|   | Treuil optionnel<br>Wahlweises Hubwerk<br>Optional winch<br>Mecanismo opcional   | 33 PC<br>20 B<br>       |    |  | 5,4                            | 4 | 304 m   | 33                        | 24      |     |
|   |  |  |   |  | 29,5                           | 4 |   |                           |         |     |
|   |  |  |   |  | 59                             | 2 |   |                           |         |     |
|   |  |  |    |  | 2,7                            | 8 | > 304 m<br>*  |                           |         |     |
|   |  |  |   |  | 14,7                           | 8 |   |                           |         |     |
|   |  |  |   |  | 29,5                           | 4 |   |                           |         |     |
|   | Distribution - Katzfahren<br>Trolleying - Distribución                           |  |  | 6 DPC 4   | 7,5<br>30<br>60                |   |   |                           | 6       | 4,4 |
|   | Orientation - Schwenken<br>Slewing - Orientación                                 |  |  | OMD 30 L  | 0 → 0,7<br>tr/min<br>U/min-rpm |   |   |                           | 8       | 5,9 |
| Translation<br>Kranfahren<br>Travelling<br>Traslación   |  | SA 403<br><br>R ≥ 9 m | Standard  | 12 - 24   |                                |   |   | 2 x 5                     | 2 x 3,7 |     |
|   |  |  | Rapide Schnell<br>Fast Rapida<br>H ≤ 30,8m  | 10 - 50   |                                |   |   | 4 x 6,8                   | 4 x 5   |     |
| Réseau - Netzstrom - Mains supply - Red   |  |  |   |   |                                |   |   | 380V - 50 HZ              |         |     |
| Puissance électrique nécessaire - Anschlusswert - Necessary electric power - Potencia electrica necesaria |  |  |   |   |                                |   |   | RCS : 60KVA<br>PC : 50KVA |         |     |
| Groupe électrogène - Stromaggregat - Generator set - Grupo electrogeno                                    |  |  |   |   |                                |   |   | *                         |         |     |

\*Nous consulter - Auf Anfrage - Consult us - Consultarnos

**POTAIN** 

18, rue de Charbonnières B.P 173 - F 69132 ECULLY Cedex  
Tél. (7) 833.81.81 - Télex 330 179  
DIRECTION DES ACTIVITES INTERNATIONALES  
207, rue de Bercy - F 75012 PARIS  
Tél. (1) 347.30.77 - Télex 215 483  
POTAIN GmbH - D 6082 MÖRFELDEN - WALLDORF  
Nordendstr. 79-87 - Postfach 420 - Tel. 06105 704.0 - Telex 4.185745  
POTAIN SUISSE S.A - CH 5115 MÖRIKEN WILDEGG  
Tel. 64.53.19.91 - Telex 68294

Ref. 8409 KHC 1

Modifications réservées - Änderungen vorbehalten - Subject to modification - Modificaciones reservadas

Printed in France