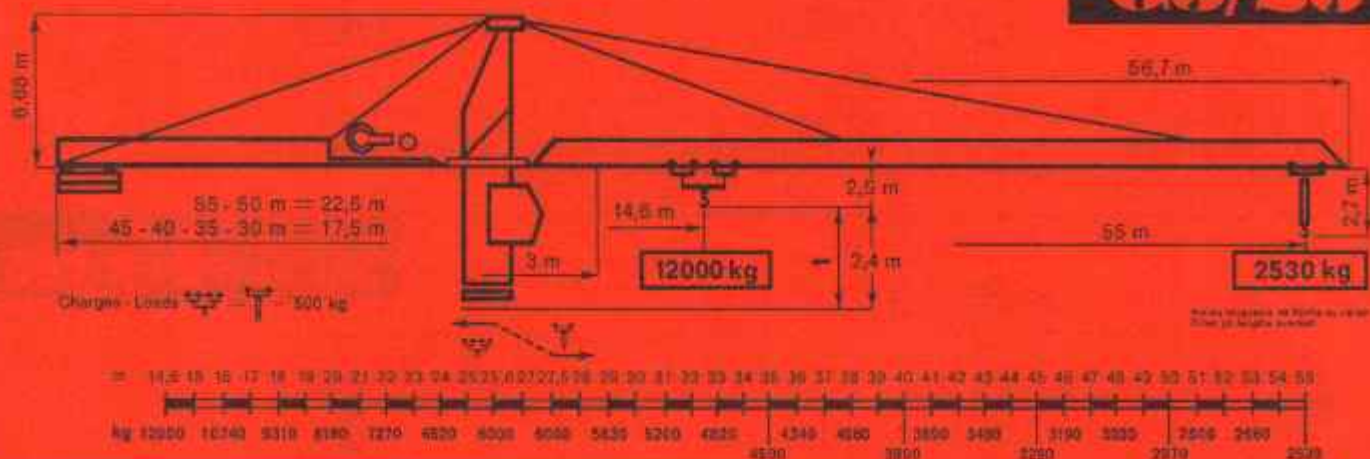




Potain

TOPKIT

G3/25



PA 664



PA 664


H (m)	Weight (kg)
17	81
16	56
15	55
14	52
13	49
12	46
11	43
10	40
9	37
8	34
7	31
6	28
5	25
4	22
3	19
2	16
1	13

H max:

RCS 22	70 m
LMD 46 B	100 m

F2 ● 138 t ● 193 t
F3 ● 98 t ● 158 t
● 62 t

VA 665



VA 665

H (m)	Weight (kg)
17	65.9
16	62.9
15	59.9
14	56.9
13	53.9
12	50.9
11	47.9
10	44.9
9	41.9
8	38.9
7	35.9
6	32.9
5	29.9
4	26.9
3	23.9
2	20.9
1	17.9

H max:

RCS 22	68.9 m
LMD 46 B	101.9 m

F1 ● 94 t ● 133 t
● 79 t

		m/min	kg
RCS 22 45 ch/hp	0 → 56	3000	3000
		6000	6000
	0 → 28	6000	6000
		12000	12000
LMD 46 80 ch/hp	0 → 100	3000	3000
		6000	6000
	0 → 50	1500	1500
		6000	6000
	0 → 25	12000	12000
		3000	3000

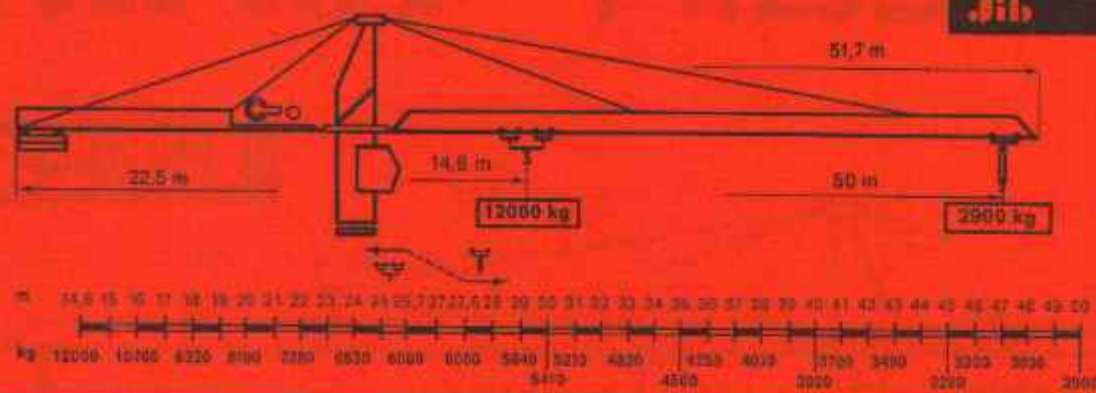
DMD 55	0 → 0.8 m/min	2x8 ch/hp
① DMD 30	12:0 → 60 m/min	8 ch/hp
② DMD 35	6:0 → 100 m/min	8 ch/hp
RT 544	22 m/min	4x4 ch/hp
RTT 545	27 m/min	4x5 ch/hp
RCT 646	12-60 m/min	4x6.5 ch/hp

● Normal - Normal
● Reversible - Fast - 14/24/30/45

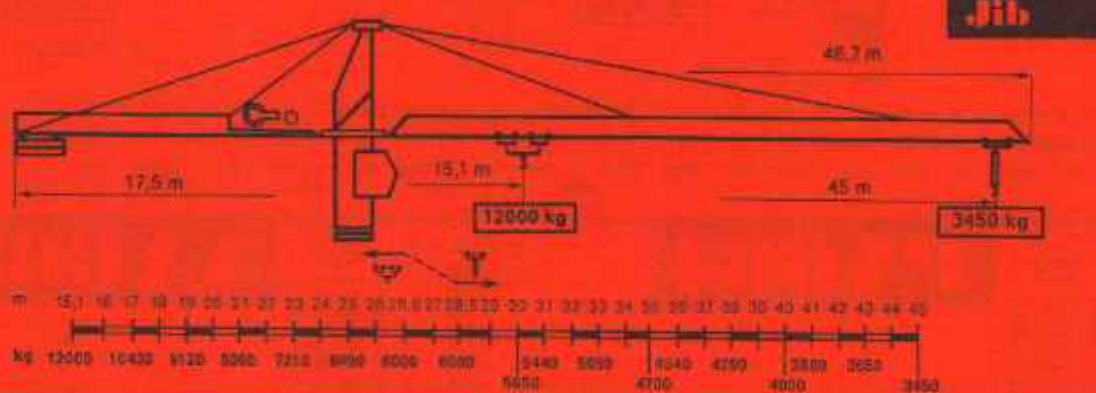
380V-50Hz	Power Main supply	Group description Generator unit nous consulter consult us
①	75 KVA	
②	130 KVA	

Les dimensions sont indiquées pour l'ensemble de l'engin et peuvent varier selon les options.
 Les données des accessoires sont indiquées sur les fiches techniques correspondantes.

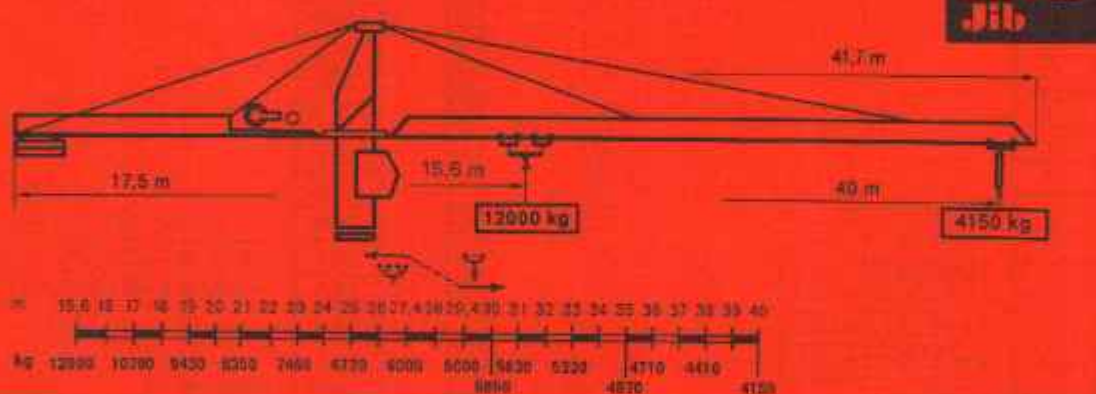
Flèche Jib 50 m



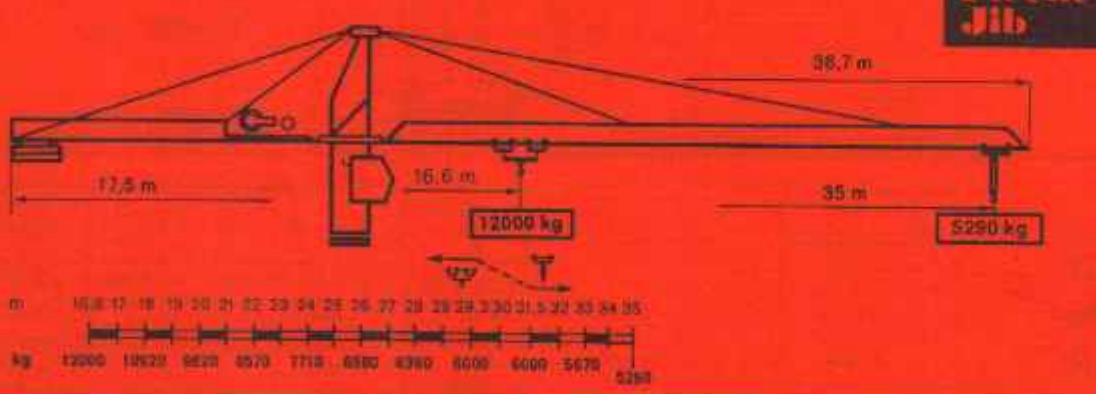
Flèche Jib 45 m



Flèche Jib 40 m



Flèche Jib 35 m



B.P. 173 - F 69130 ECULLY - Route de Clerbonnières
 Tél. (08) 33.81.81+ - Télex 330179
 AGENCES :
 Paris - Lyon - Marseille - Rennes - Strasbourg - Toulouse - Nancy
 EXPORT - 89, Avenue du Président Roosevelt
 F 94150 CHEVILLY-LARUE - Tél. (01) 887.22.23 - Télex 270001

